




Raymond
Potterton

7 Cois Glaisin Close, Johnstown Navan Co. Meath C15 CFW6


€360,000


BER B1




7 Cois Glaisin Close is a fantastic 3 bedroom semi detached house extending to c. 120 sq.m. and presented in good condition throughout. The property boasts features such as modern kitchen and bathrooms. The interior décor is tasteful with top quality tiles and flooring.

7 Cois Glaisin Close, Johnstown Navan Co. Meath C15 CFW6

 1292.00 sq ft

 3 Bedrooms

 4 Bathrooms

INTRODUCTION

There is a large, landscaped rear garden with a stone patio. The front garden has a cobblelock driveway with ample parking space and gated side access.

The property has a red brick façade with cream pvc fascia and soffit and is on a quiet cul de sac road.

The property is in a prime area, located on the Dublin side of Navan Town with all the local facilities of Johnstown shopping centre which includes shops, gym, pub & restaurant, and pharmacy.

Easy access to the M3 and N3 also within close proximity. Located only 2km from Navan Town centre.

The accommodation includes an Entrance Hall, Lounge, Kitchen / Dining, Guest w.c., 3 bedrooms (Main Ensuite), Bathroom and Shower Room.

FEATURES

- Good condition throughout
- Gas fired central heating
- Solar panels
- Large, landscaped rear garden
- Gated side access
- Cobblelock driveway
- PVC double glazed windows
- PVC fascia and soffit





FIXTURES & FITTINGS

All flooring, blinds, curtains, light fittings, oven, hob, extractor fan, integrated fridge freezer and integrated dishwasher are included in the sale.

ACCOMMODATION

Entrance Hall

15'11" x 7'1"
With tiled flooring.

Lounge

15'5" x 10'5"
With wooden flooring and feature fireplace with gas fire.

Kitchen / Dining

16'8" x 11'7"
With tiled flooring, built in wall and floor units, oven, hob, extractor fan, integrated dishwasher and integrated fridge freezer.

Guest w.c.

6'8" x 3'5"
With tiled flooring, w.h.b and w.c.

Landing

With carpet and hotpress.

Bedroom 1

11'3" x 10'8"
With wooden flooring and built in wardrobes.

Ensuite

7'0" x 5'10"
With tiled flooring, w.h.b, w.c and shower.

Bedroom 2

11'3" x 10'0"
With wooden flooring and built in wardrobes.

Bathroom

9'8" x 6'9"
With tiled flooring, w.h.b, w.c and bath.

Landing

With carpet.

Bedroom 3

16'9" x 10'2"
With wooden flooring and built in wardrobes.

Bathroom

10'2" x 9'1"
With tiled flooring, w.h.b, w.c and shower.

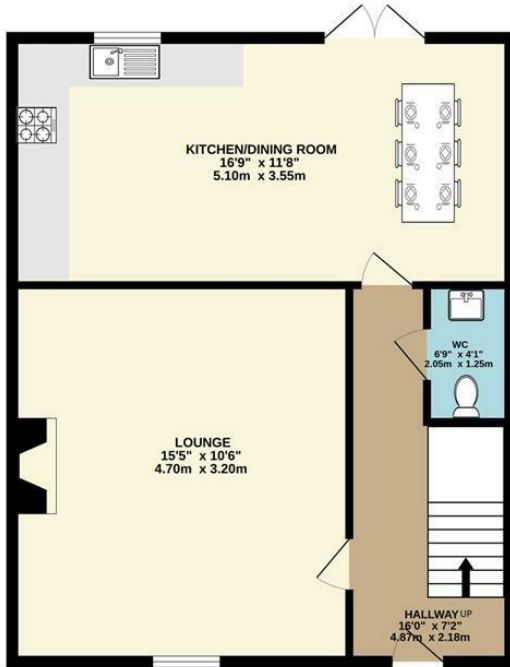
DIRECTIONS

Eircode
C15 CFW6

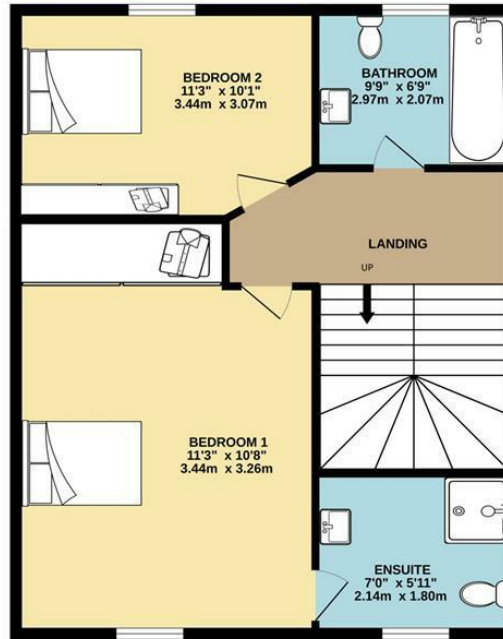


FLOOR PLAN

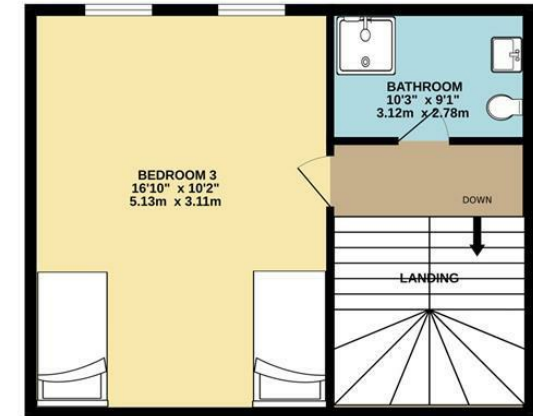
GROUND FLOOR



1ST FLOOR



2ND FLOOR



TOTAL FLOOR AREA : 1292sq.ft. (120.0 sq.m.) approx.

Whilst every attempt has been made to ensure the accuracy of the floorplan contained here, measurements of doors, windows, rooms and any other items are approximate and no responsibility is taken for any error, omission or mis-statement. This plan is for illustrative purposes only and should be used as such by any prospective purchaser. The services, systems and appliances shown have not been tested and no guarantee as to their operability or efficiency can be given.
Made with Metropix ©2023

