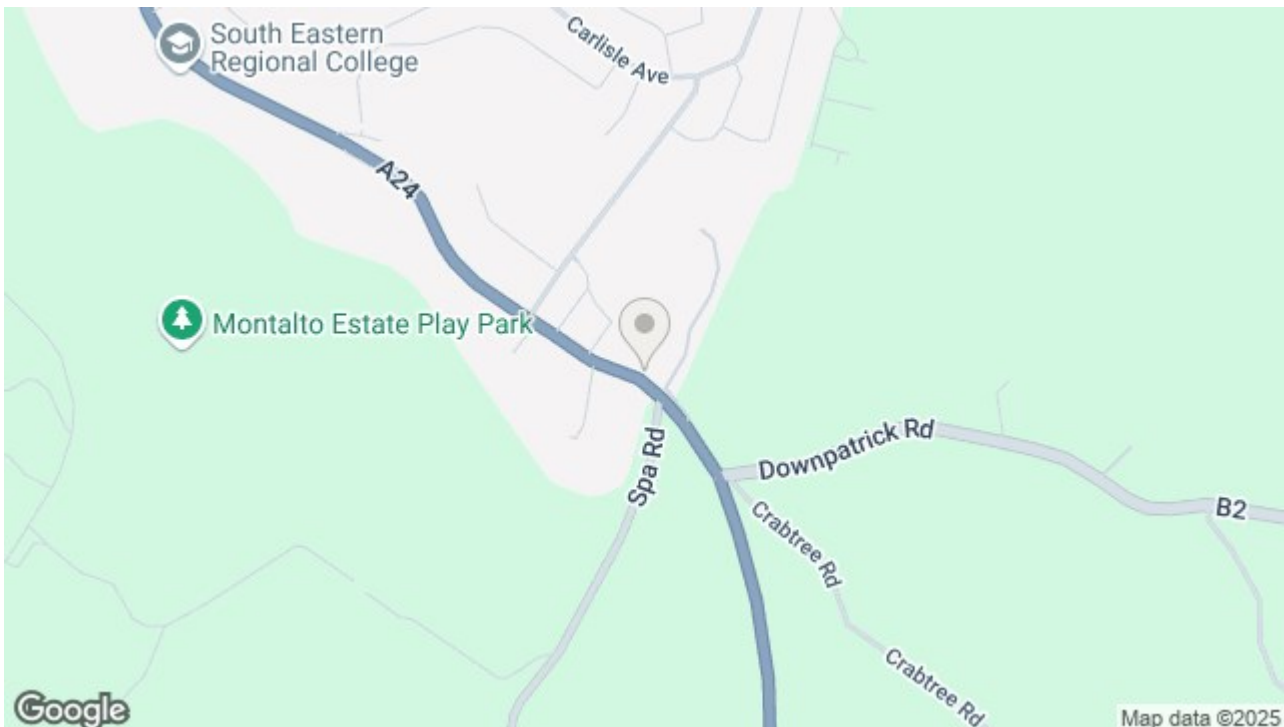




60 CHURCH ROAD, BALLYNAHINCH, DOWN, BT24 8LP



OFFERS AROUND £175,000

We are delighted to offer for sale this impressive red brick semi detached house, conveniently located on the outskirts of town. The extensive and flexible accommodation is set over three floors with a variety of bedrooms and reception rooms, kitchen and utility room. Outside the property further benefits from a detached garage/shed and generous parking. Although this property would require some modernisation and refurbishment throughout, the potential is easy to see. We expect a high level of interest in this property so recommend early viewing.



At a glance:

- Impressive red brick property
- Conveniently situated on edge of town
- Generous site
- In need of renovation
- Study
- Three storey
- Four bedrooms
- Fantastic potential
- Various reception rooms
- Large shed

Entrance Porch

3'5" x 5'10"

Solid wood front door leading to entrance porch.

Entrance Hall

19'8" x 5'10"

Glazed front door, glazed side panels, leading to entrance hall. Stairs leading to first floor. Under stair storage.

Living Room

10'9" x 10'11"

Bay window to front, tiled fireplace and hearth.

Sitting Room

12'2" x 10'11"

Bay window to side, tiled fireplace and hearth.

Kitchen

14'4" x 9'6"

Base units, incorporating stainless steel sink unit, tiled flooring, wall tiling, Window to side - door to utility room, panelled ceiling.

Utility Room

5'1" x 7'3"

Window to rear, door to rear. Tiled flooring.

First Floor Landing

Stairs.

Bedroom 1

7'9" x 9'8"

Rear facing room. Window to side.

Bathroom

White suite comprising panelled bath, pedestal wash hand basin, low flush wc. Wall tiling.

Bedroom 2

12'0" x 10'11"

Dual aspect windows to rear and side, tiled fireplace and hearth, Storage cupboard.

Bedroom 3

10'8" x 10'11"

Front facing room. Bay window, tiled fireplace and hearth.

Study

7'7" x 5'10"

Front facing room. Window to front.

Second floor

Door to:

Bedroom 4

12'7" x 17'6"

Two windows to side. Vaulted ceiling, wood panelling.

Shed


28'5" x 20'0"

Spacious shed. W/c facilities.

Outside



Double gates leading to driveway , garden to front laid to lawn. Rear garden laid to lawn, mature planting. Outside tap.












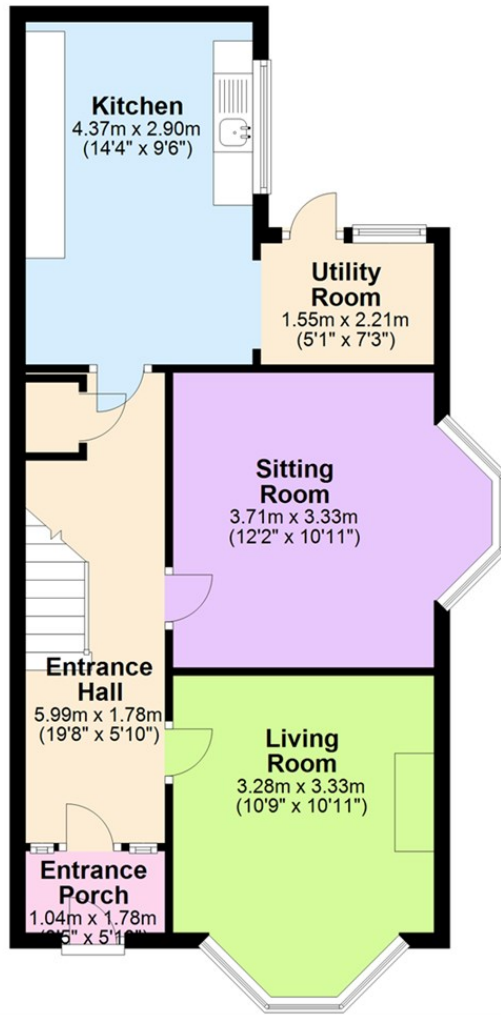






Energy Efficiency Rating		
	Current	Potential
<i>Very energy efficient - lower running costs</i>		
(92 plus) A		
(81-91) B		
(69-80) C		
(55-68) D		
(39-54) E		
(21-38) F		
(1-20) G		
<i>Not energy efficient - higher running costs</i>		
Northern Ireland	EU Directive 2002/91/EC	

Ground Floor



Questions you may have. **Which mortgage would suit me best?**

How much deposit will I need? What are my monthly repayments going to be?

To answer these and other mortgage related questions contact our mortgage advisor on 0289 756 1155.

Your home may be repossessed if you do not keep up repayments on your mortgage.

We DO NOT charge for initial mortgage consultations. We may charge a fee on completion depending on circumstances. Our typical fee is £250, however, please confirm with Mortgage Consultant at time of appointment.

Please note that we have not tested the services or systems in this property. Purchasers should make/commission their own inspections if they feel it is necessary.

ULSTERPROPERTYSALES.CO.UK

ANDERSONSTOWN
028 9060 5200

BANGOR
028 9127 1185

DONAGHADEE
028 9188 8000

GLENGORMLEY
028 9083 3295

BALLYHACKAMORE
028 9047 1515

CARRICKFERGUS
028 9336 5986

DOWNPATRICK
028 4461 4101

MALONE
028 9066 1929

BALLYNAHINCH
028 9756 1155

CAVEHILL
028 9072 9270

FORESTSIDE
028 9064 1264

RENTAL DIVISION
028 9070 1000

PRS Property
Redress
Scheme

OFT
Approved code

Petrie Enterprises Ltd; Trading under licence as Ulster Property Sales (Ballymena) Gareth Dallas
©Ulster Property Sales is a Registered Trademark