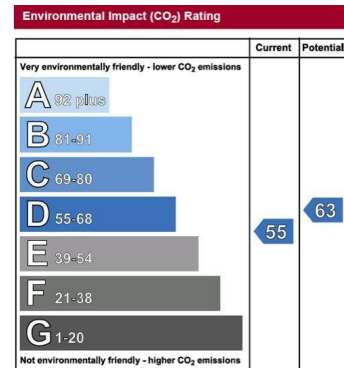
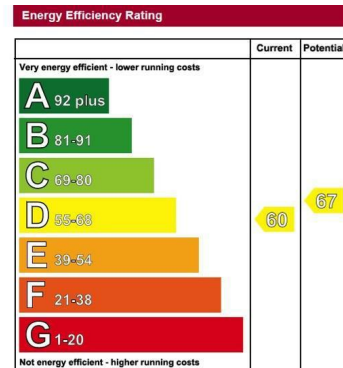


SPECIAL FEATURES OF THE PROPERTY INCLUDE:

Beautifully Appointed Family Home
 Kitchen with Extensive Range of Units
 En-suite Bedrooms on Ground and First Floors
 Pine Glazed Doors on Ground Floor
 Pine Panel Doors to First Floor
 Carpet/Blinds Included in Sale
 UPVC Fascia/Soffit/Eaves/Gutters
 Outside Light & Tap



Daniel Henry
 ESTATE AGENTS

Offers around
 £350,000

FOR SALE



4 Newton Road, Limavady, BT49 0UD

- Detached House with Double Garage
- 2 Receptions/5 Bedrooms/Study/4 Bathrooms
- Beam Vacuum System
- Fitted Security Alarm System
- Oil Fired Central Heating
- UPVC Double Glazed Windows & External Doors
- Tarmac Driveway
- Private Enclosed Garden

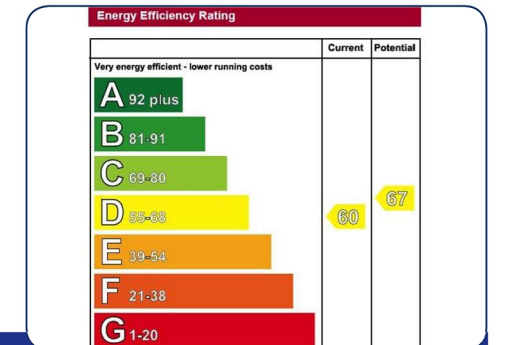
VIEWING STRICTLY BY APPOINTMENT ONLY

Agent: **Daniel Henry (Limavady)**
 32 Market Street Limavady BT49 0AA
 Tel. 028 7776 2558
 limavady@danielhenry.co.uk
 www.danielhenry.co.uk

Misrepresentation clause: Daniel Henry, give notice to anyone who may read these particulars as follows:

1. The particulars are prepared for the guidance only for prospective purchasers. They are intended to give a fair overall description of the property but are not intended to constitute part of an offer or contract.
2. Any information contained herein (whether in the text, plans or photographs) is given in good faith but should not be relied upon as being a statement of representation or fact.
3. Nothing in these particulars shall be deemed to be a statement that the property is in good condition or otherwise nor that any services or facilities are in good working order.
4. The photographs appearing in these particulars show only certain parts of the property at the time when the photographs were taken. Certain aspects may be changed since the photographs were taken and it should not be assumed that the property remains precisely as displayed in the photographs. Furthermore, no assumptions should be made in respect of parts of the property which are not shown in the photographs.
5. Any areas, measurements or distances referred to herein are approximate only.
6. Where there is reference to the fact that alterations have been carried out or that a particular use is made of any part of the property this is not intended to be a statement that any necessary planning, building regulations or other consents have been obtained and these matters must be verified by an intending purchaser.
7. Descriptions of the property are inevitably subjective and the descriptions contained herein are given in good faith as an opinion and not by way of statement of fact.
8. None of the systems or equipment in the property has been tested by Daniel Henry for Year 2000 Compliance and the Purchasers / Lessees must make their own investigations.

www.danielhenry.co.uk
www.propertypal.com



www.danielhenry.co.uk • 32 Market Street Limavady BT49 0AA • 028 7776 2558



THE PROPERTY COMPRISES:

DESCRIPTION:

This beautifully appointed detached family home with double garage occupies a prime location just off the main Greystone Road. The property boasts excellent family accommodation to include five bedrooms, study and two receptions, which have been finished to an excellent standard by the current owners. It is complimented by the beautiful surrounding garden having a range of mature trees and shrubs. Rarely do homes of this calibre come on the market and has to be viewed to fully appreciate everything it has to offer. We as the selling agents highly recommend viewing by appointment only.

LOCATION:

Travelling along the main Greystone Road, proceed straight ahead at the Bovally roundabout. Continue a short distance and take the second right turn into Newton Road. Number 4 is the second house on the left hand side.

ACCOMMODATION TO INCLUDE

Entrance Hall:

25'11" x 8'2" (7.9 x 2.5)
with solid Oak flooring, coving around ceiling and centre piece, under-stair storage, feature arch recess.

Lounge

18'8" x 14'5" (5.7 x 4.4)
with solid Oak floor, recess brick alcove with Oak over-mantle and slate hearth housing multi-fuel burning stove, coving around ceiling and centre piece, feature bay window.

Kitchen/Dining:

19'0" x 15'5" (5.8 x 4.7)
with a wide range of Beech eye and low level units, matching granite worktop, tiled around units, under-unit lighting, stainless steel sink unit, pelmet over window, integrated fridge/freezer and dishwasher, feature glass display unit with light, larder cupboard, AGA oil fired cooker, built-in large dresser unit with feature glass displays and lights, coving around ceiling and centre piece, recess low-voltage down-lighters, tiled flooring.

Utility Room:

13'5" x 9'6" (4.1 x 2.9)
with Pine effect eye and low level units, matching worktop, tiled around units, stainless steel sink unit, gas hob and electric oven, plumbed for automatic washing machine, ducted for tumble dryer, space for fridge/freezer, coving around ceiling and centre piece, tiled flooring.

Separate W.C.:

7'10" x 5'10" (2.4 x 1.8)
with low flush w.c., pedestal wash hand basin, part wood panelled walls, built-in storage cupboards, extractor fan, coving around ceiling and centre piece, tiled floor.

Sun Room:

16'8" x 15'5" (5.1 x 4.7)
with Pine ceiling, coving around ceiling, tiled floor.

Study:

10'5" x 8'2" (3.2 x 2.5)
with a range of fitted units and worktop, telephone point, coving around ceiling and centre piece, wood effect laminate floor.

Master Bedroom (1):

with wall-to-wall Maple effect bedroom units and dressing table, mirrored slide-robos, coving around ceiling and centre piece, wood effect laminate floor. EN-SUITE: having large fully tiled shower cubicle with thermostat shower, double ceramic wash hand basins with low level units, low flush w.c., fully tiled walls, tiled floor.

Pine balustrade staircase to first floor landing

with roof-light.

Bedroom (2):

18'8" x 14'5" (5.7 x 4.4)
with built-in mirrored slide-robos, coving around ceiling and centre piece, wood effect laminate floor. EN-SUITE: 3.5 x 1.2 having fully tiled shower cubicle with electric shower, ceramic wash hand basin with low level units, low flush w.c. shaver point, extractor fan, fully tiled walls, tiled floor.

Bedroom (3):

14'1" x 11'5" (4.3 x 3.5)
with built-in bedroom units, coving around ceiling and centre piece, wood effect laminate floor.

Bedroom (4):

16'4" x 11'5" (5.0 x 3.5)
with coving around ceiling and centre piece, t.v. point, wood effect laminate floor.

Bedroom (5):

5.0 x 4.2 with built-in bedroom units, coving around ceiling and centre piece, wood effect laminate floor.

Walk-in Shelved Hot-press

7'2" x 4'11" (2.2 x 1.5)
with feature porthole window.

Bathroom:

9'10" x 7'2" (3.0 x 2.2)
having four piece suite comprising of fitted bath, ceramic wash hand basin with low level units, low flush w.c., fully tiled shower cubicle with electric shower. Also having extractor fan, shaver point, wall mirror, Pine ceiling, fully tiled walls, tiled floor.

Walk-in Storage Room

31'2" x 10'9" (9.5 x 3.3)
with roof-light, strip lighting.

EXTERIOR FEATURES:

Extensive tarmac area leading from front to side of property with excellent parking for a number of vehicles, private enclosed site with a wide range of mature trees, flower beds with attractive plants and shrubs, paved patio area to side with beautiful wooden gazebo.

Integral Double Garage:

20'11" x 20'8" (6.4 x 6.3)
with motorised roller door, power points and strip lighting, storage shelves, oil fired burner.

ANNUAL RATES:

£2647.08 as at 16/05/2024.

