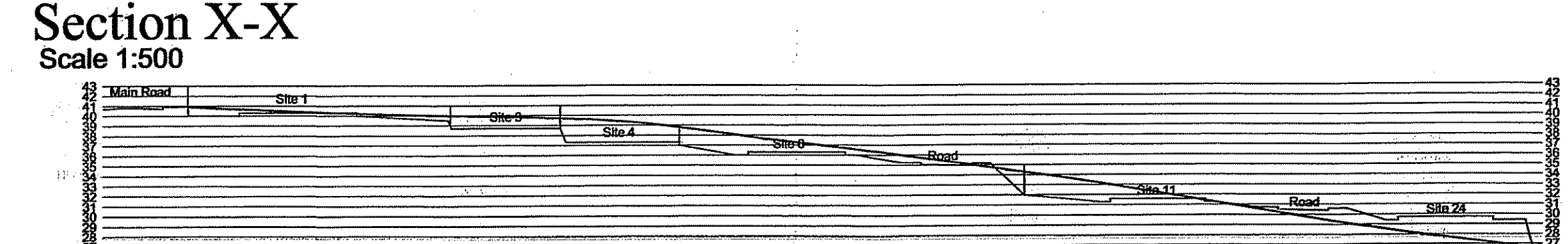



Ref	Comments	Rev By	Date
A	Amendments to House Types and Layout for Client	Glyn Mitchell	April 2003
B	Road Service Amendments - Housing Number Reduced	Glyn Mitchell	July 2003
C	Planning Amendments - Change of Housing Layout	Glyn Mitchell	November 2003
D	Road Service Amendments - Change of Road Layout	Glyn Mitchell	January 2004
E	Drainage Added	Glyn Mitchell	March 2004
F	Section X-X & Y-Y included and floor levels change	Glyn Mitchell	March 2004
G	Change to site numbers (old no. in brackets)	Marcin Gajda	March 2006
H	Change to road gradient and storm drainage	Marcin Gajda	May 2006
I	pumping main added and foul overflow added to S14	Martin Byrne	June 06
J	Changes to main road levels and drainage levels	Marcin Gajda	August 06
K	storm discharge pipe connected to out let of attenuation	Martin Byrne	Feb.07
L	Comments: Change of housing layout at phase 4 from that approved under O/2003/0393/F.	J Loughran	Aug 2009

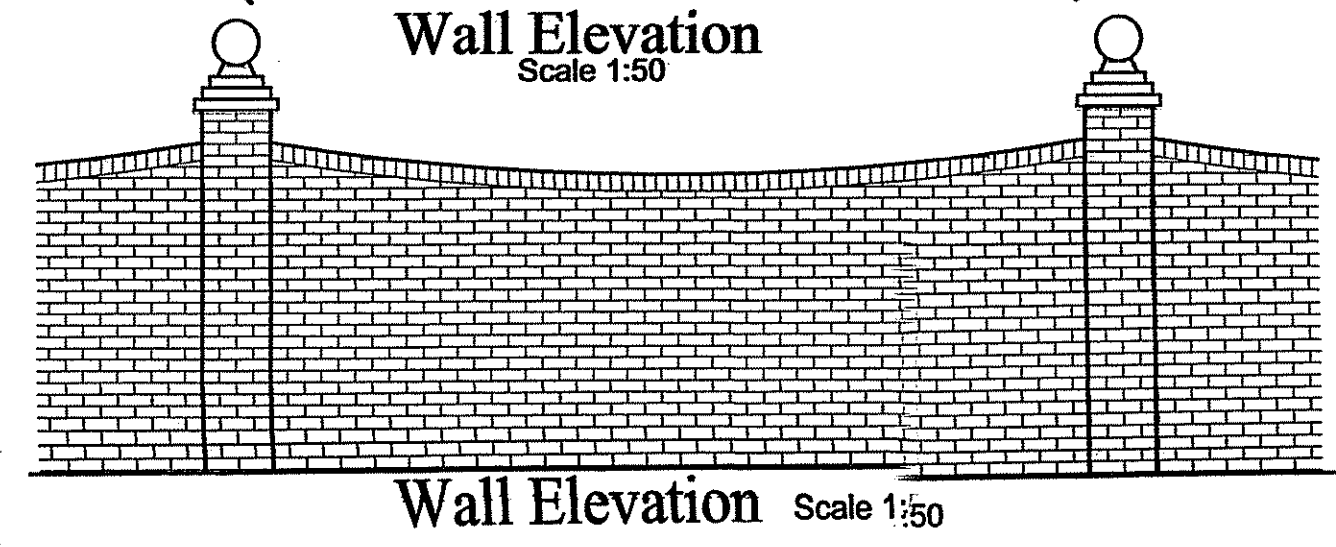
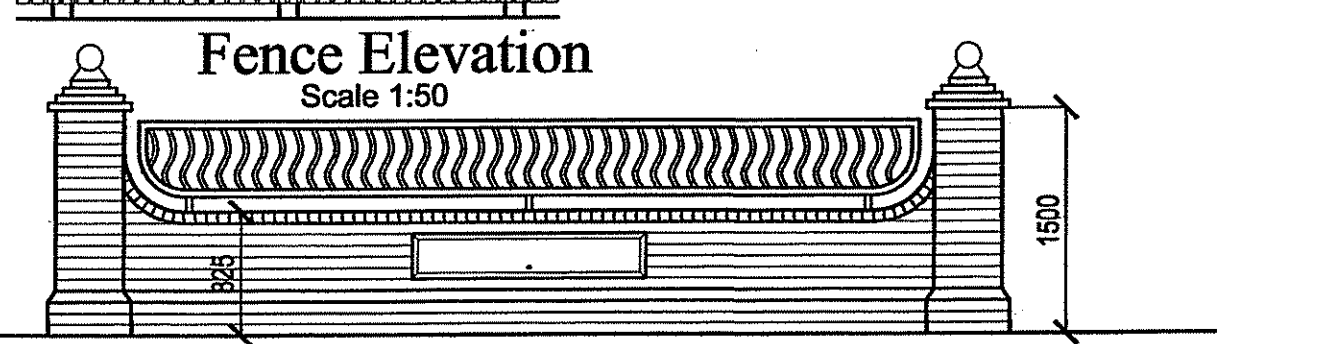
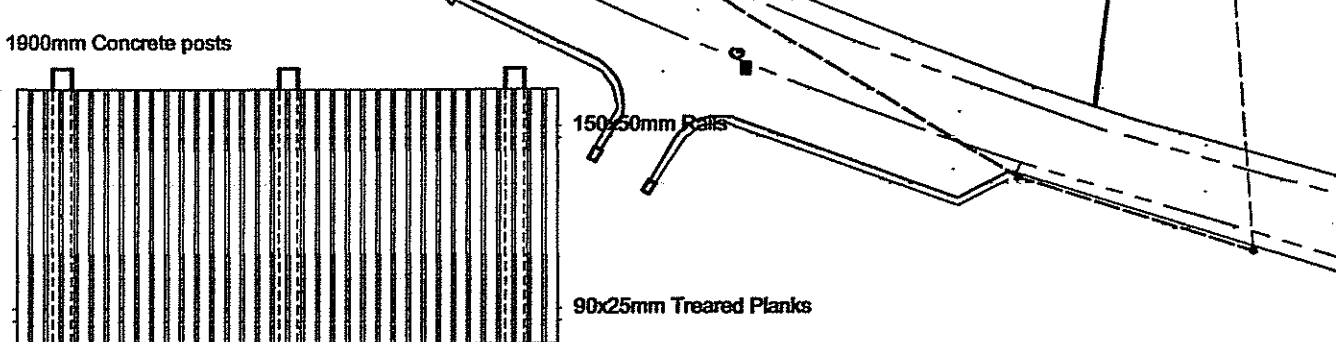
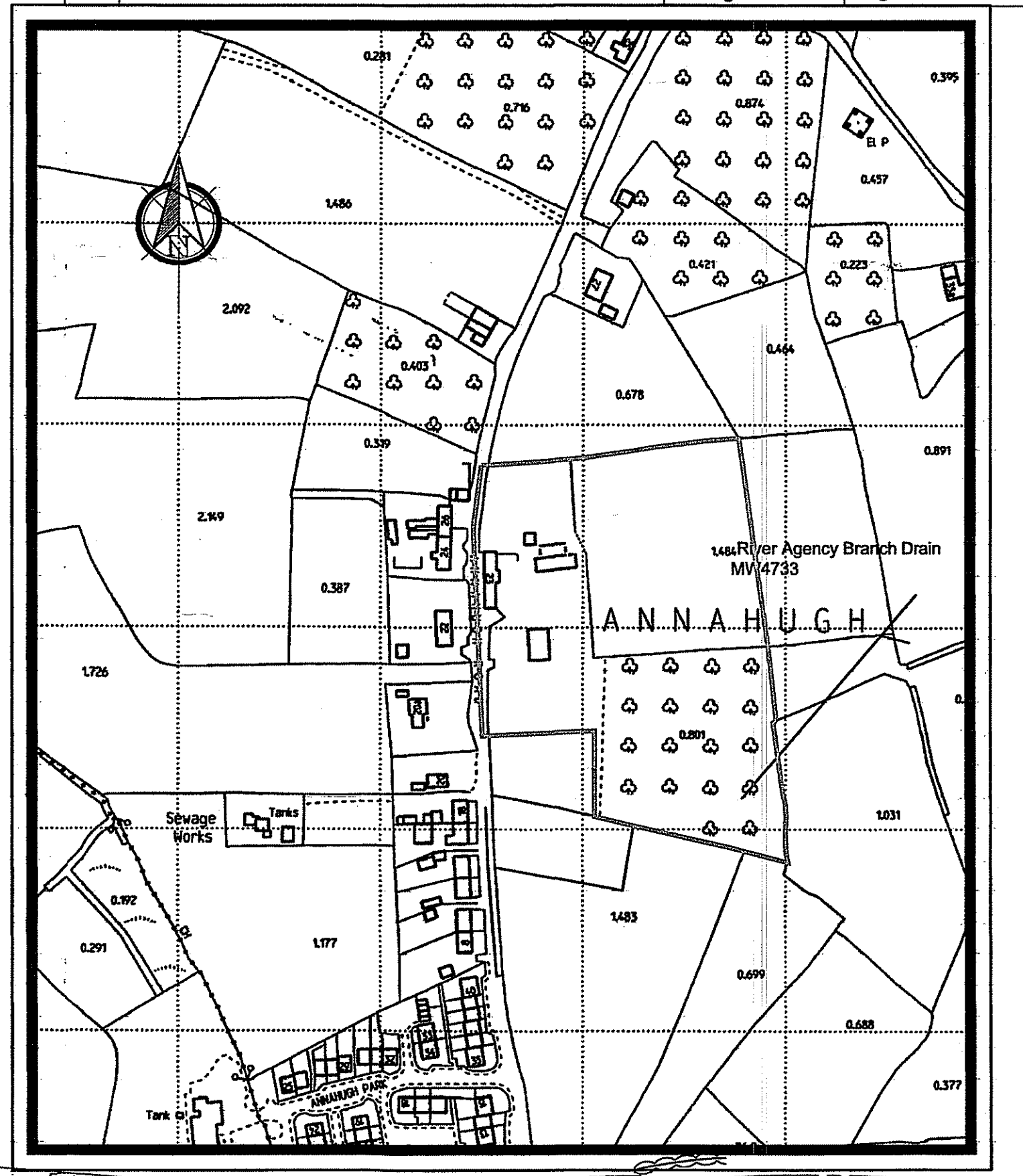
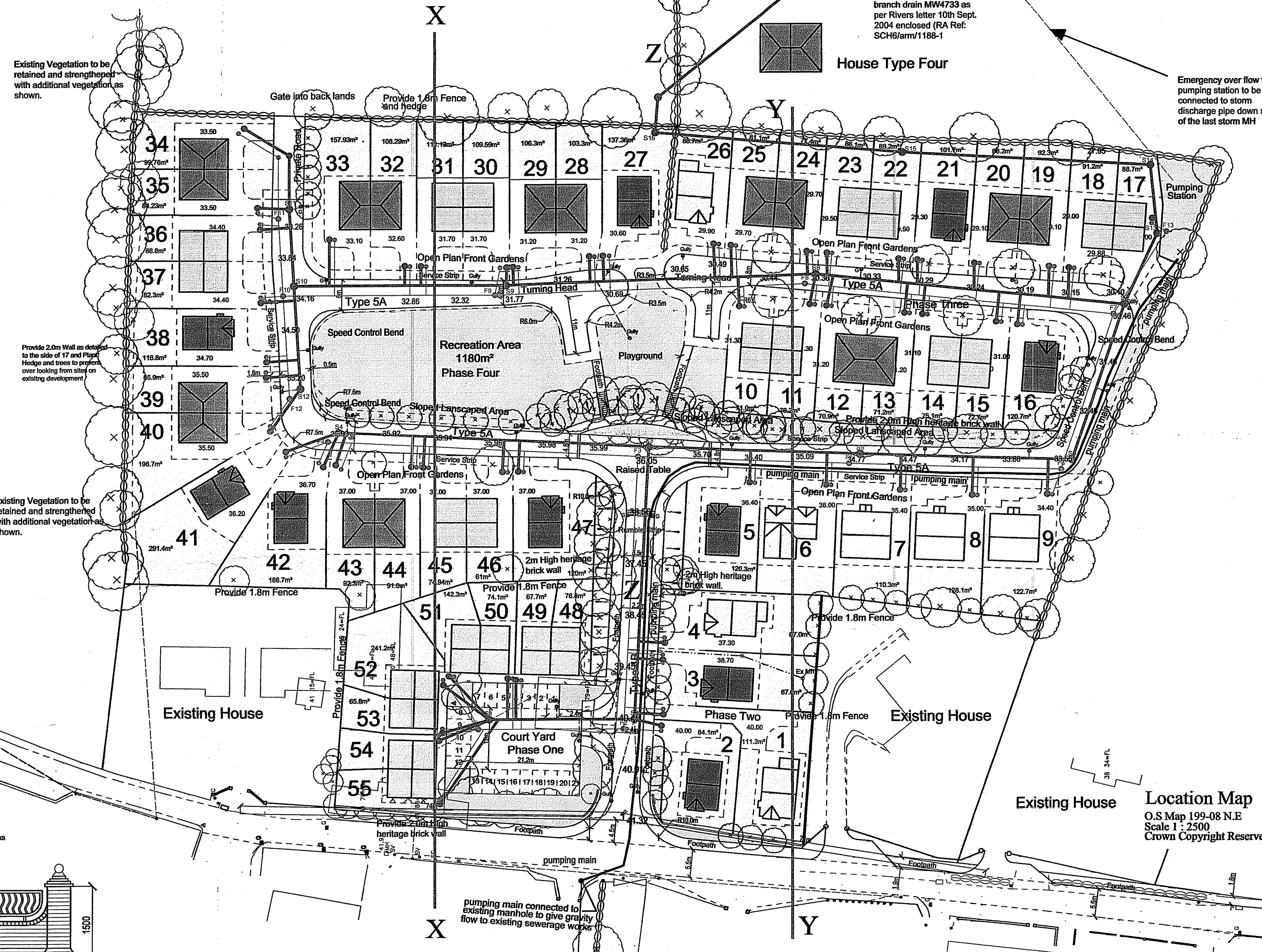
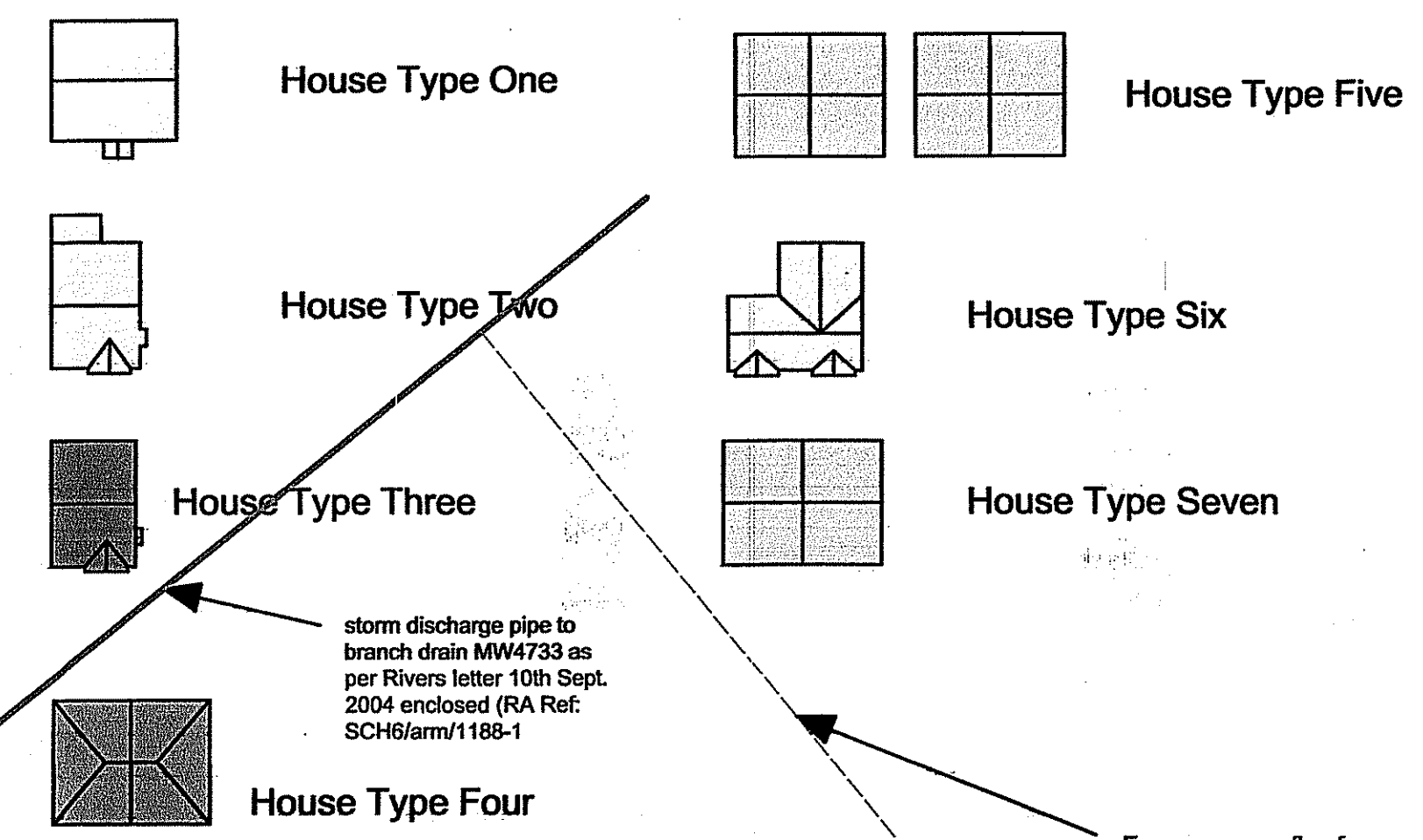


**Phase Three**

Site No	Finish Floor Level	Outside Path Level
5	36.70	36.40
6	36.30	36.00
7	35.70	35.40
8	35.30	35.00
9	34.70	34.40
16	31.30	31.00
15	31.40	31.10
14	31.40	31.10
13	31.50	31.20
12	31.50	31.20
11	31.60	31.30
10	31.60	31.30
26	30.20	29.90
25	30.00	29.70
24	30.00	29.70
23	29.80	29.50
22	29.80	29.50
21	29.60	29.30
20	29.40	29.10
19	29.40	29.10
18	29.30	29.00
17	29.30	29.00

**Phase Four**

Site No	Finish Floor Level	Outside Path Level
47	37.30	37.00
46	37.30	37.00
45	37.30	37.00
44	37.30	37.00
43	37.30	37.00
42	37.00	36.70
41	36.50	36.20
40	35.80	35.50
39	35.80	35.50
38	35.00	34.70
37	34.70	34.40
36	34.70	34.40
35	33.80	33.50
34	33.80	33.50
33	33.40	33.10
32	32.90	32.60
31	32.00	31.70
30	32.00	31.70
29	31.50	31.20
28	31.50	31.20
27	30.80	30.60



**Site Layout Plan**  
Scale 1:500

All drainage around houses to be 100mm dia pipes with a consistence fall of 1 in 40 and ensure that the last Mhs are within 12.0m of the main sewers.

**Phase One**

Site No	Finish Floor Level	Outside Path Level
55	40.80	40.50
54	40.80	40.50
53	40.80	40.50
52	40.80	40.50
51	40.50	40.20
50	40.50	40.20
49	40.50	40.20
48	40.50	40.20

**Phase Two**

Site No	Finish Floor Level	Outside Path Level
1	40.30	40.00
2	40.30	40.00
3	39.00	38.70
4	37.60	37.30